



Terms of Use and Important Legal Stuff I have to say

Personal or Classroom Only:

No part of this publication may be reproduced, distributed, or transmitted in any form or by any means, including photocopying, recording, or other electronic or mechanical method, (unless only for personal or classroom use) without the prior written permission of Tina Robertson at [Tina's Dynamic Homeschool Plus](#).

You may do this:

- Use my free printables for all YOUR needs, home, co-op, or classroom.
- Give the **link** to my blog post or website of the free printable.
- Use products you purchased for your own use and not a group setting.

You may **not** do this:

- Host my files on your blog, website or any other public place.
- Share my files on a file sharing site.
- Link directly to the .pdf.
- Alter or modify my files.
- Remove the copyright from the bottom of my documents.
- Sell any of my free printables or include them as part of a kit for download where you profit.

Photos & Clip Art

Photos and clip art have either been paid for by me or I have received legal permission to share them with you. You may not use them to create printable or to profit from them. They are for your personal use only.

I enjoy sharing my free printables and hope you and your children or classroom benefit from them.

If you have any question about use or if you think there is an abuse of my terms of use, please contact me at:

tinahomeschool@yahoo.com

Tina

Follow me at

My Blog: [Tinas Dynamic Homeschool Plus](#)

[Pinterest](#)

Twitter [@tinahomeschool](#)

[Google+](#)

[YouTube](#)

Write the definitions. Store in the pocket.




canyon

Mariana Trench

sea mount



desalination




adaptation




sunlight zone

phytoplankton

bioluminescence





sonar



swim bladder

osmosis

chemosynthesis



Print vocabulary on regular paper and write in definition. The last page is left blank for words that you choose that specifically fit your unit study. Then cut on gray lines to form 4 mini pages.

Print this page on cardstock for the pocket. Store vocabulary words in wave pocket and glue this pocket to your page.



Ocean

Vocabulary Words