








Print on regular paper.

Page 1

Page 4

By _____	 Seed	 Vine	 Flower
 Pumpkin Bread	 Pumpkin Pie	 Orange Pumpkin	 Green Pumpkin

Page 8

Page 5

Cut on outside lines, except for the middle. Be sure to cut through the solid middle line but don't cut all the way through. Then fold accordion style by folding Page 1 OVER, then back, etc. When you get to the end or Page 4, fold that page UNDER page 5. Then accordion fold to page 8. Glue the book to one of the pages inside of your pumpkin cover.