

Note: This is an instruction sheet that does not need to be printed.

About the timelines:

The next two pages have the *same* timeline, but with different options. One has the years added, the second one does not.

Fold the cover page BACK on the dotted line. Then fold in half.

About Crafts of the Renaissance:

Use your own information or use the facts provided.

Crafts presented are:

Glassblowing
Gutenberg Press
Bookbinding
Blacksmithing

About King Henry's Wives:

Teach your child the phrase:

"Divorced, Beheaded, Died
Divorced, Beheaded, Survived"

to help them remember the order of the wives. Then complete the minibook. (*Four pages over*)

Answers:

Divorced - Catherine of Aragon
Beheaded - Anne Boleyn
Died - Jane Seymour
Divorced - Anne of Cleves
Beheaded - Katherine Howard
Survived - Katherine Parr



Renaissance Timeline



Italian/World Renaissance Events

1420	1429	1454	1464	1478	1504	1508	1512	1517	1519
Papacy returns to Rome from France	Cosimo de' Medici takes over the family banking business	Johann Gutenberg prints the Gutenberg Bible	Lorenzo de' Medici rules Florence	Botticelli paints <i>Primavera</i>	Michelangelo completes <i>David</i>	Artist Raphael is commissioned by Pope Julius II	Michelangelo completes the Sistine Chapel ceiling	Martin Luther posts his 95 Theses in Wittenberg	Leonardo da Vinci dies

Tudor England Events

1485	1492	1509	1516	1533	1536	1547	1558	1600	1603
Henry VII becomes king	Henry VII invades France	Henry VIII becomes king	Mary Tudor is born	Henry VIII is excommunicated; marries Anne Boleyn, Elizabeth Tudor is born	Henry VIII executes Anne Boleyn, marries Jane Seymour	Henry VIII dies; his 9 year old son is now King Edward VI	Mary I dies; Elizabeth is now Elizabeth I	Shakespeare's <i>A Midsummer Night's Dream</i> is first performed	Elizabeth I dies, James I is crowned; Plague outbreak



Renaissance Timeline



Italian/World Renaissance Events

Papacy returns to Rome from France	Cosimo de' Medici takes over the family banking business	Johann Gutenberg prints the Gutenberg Bible	Lorenzo de' Medici rules Florence	Botticelli paints <i>Primavera</i>	Michelangelo completes <i>David</i>	Artist Raphael is commissioned by Pope Julius II	Michelangelo completes the Sistine Chapel ceiling	Martin Luther posts his 95 Theses in Wittenberg	Leonardo da Vinci dies

Tudor England Events

Henry VII becomes king	Henry VII invades France	Henry VIII becomes king	Mary Tudor is born	Henry VIII is excommunicated; marries Anne Boleyn, Elizabeth Tudor is born	Henry VIII executes Anne Boleyn, marries Jane Seymour	Henry VIII dies; his 9 year old son is now King Edward VI	Mary I dies; Elizabeth is now Elizabeth I	Shakespeare's <i>A Midsummer Night's Dream</i> is first performed	Elizabeth I dies, James I is crowned; Plague outbreak

The main English contribution was of a truly clear glass during the English Renaissance.



Blacksmith describes a metal-worker or “smith” who shapes black metal or iron as distinguished from the tinsmith, who works with white metal, or tin.

the Renaissance

Cut out on the edges. With this part facing down, fold top flap down and bottom flap up.


Fold over left side and fold over right side.

CUT through dotted lines. Lift tabs to add your information. You will have 4 lift tabs.














This part is glued to your page.

Crafts of

All books were made one at a time by hand. Parchment was folded into groups called quires or signatures, then sewn together. Early books were protected by wooden boards covered with leather.



Even though he did not invent movable type, he did come up with a method of automatic handwriting. His invention was a hand held adjustable mold that allowed him to cast the alphabet.

		 KING HENRY VIII'S WIVES	<p>Trifold Book</p> <p>Cut out entire book but do not cut through these tabs until the very end. It is easier to fold your minibook first before you cut through to make tabs.</p> <p>Next fold OUT or BACK on dotted line.</p> <p>Then fold tab side over on top of portraits of King Henry's Six Wives.</p> <p>Then write their names on the line provided.</p> <p>Finally, cut through each tab.</p> <p>This part is the back - glue it to your page.</p>	 Divorced
			 Beheaded	
			 Died	
			 Divorced	
			 Beheaded	
			 Survived	