


**Tuna fish**



**Crab**



**Cosmetics**




**Toothpaste**




**Pet Litter**




**Puddings**




**Shampoo**



**Protein**



**Kelp in Clothing**



**Lobster**



**Shrimp**




**Ice cream**





**Pool filter**




**Medicine**



**Jelled Foods**



**Gas**



**Salt**



**Sand & Gravel**

Read more about these products here after your scavenger hunt.

<http://see-the-sea.org/facts/facts-body.htm>



Look at my post on this minibook as to how to fold a worksheet into a minibook. After folding the scavenger hunt pages, cut out this cover page.

Cut on inside of gray line and this will help to not cut away the blue outside line of the cover. Glue this title on the front of the scavenger hunt papers, or your child can create his own cover for the outside cover if he chooses to.

Cut out Did You Know book accordion book, fold, and glue last page on your page.

That a gulf is part of the ocean that is enclosed by land, such as the Gulf of Mexico.  
The rise and fall of the ocean waters are caused by the gravitational pull of the moon and sun.

The wide part of a river's lower end (mouth) that empties out into the ocean is an estuary.  
Tsunamis are caused by underwater earthquakes or volcanoes.



*Did you Know?*

