




Lewis and Clark

Expedition





# Lewis and Clark



# Expedition






*William Clark*


*Meriwether Lewis*

# **Lewis and Clark**

## **Expedition**



Cut out. Fold fact card back and glue. Picture will be one side, lines on the other side. Place in mini pocket. If you do not want lines, then pages 6 and 7 are blank. :o)



**INTERPRETER  
GUIDE  
TRACKER**



**SACAGAWEA**

**HUNTERS  
BOATERS  
TRACKERS**



Typical Mountain Trapper.

**THE ENLISTED MEN**

**~CAPTAIN~  
CORP OF  
DISCOVERY**



**Meriwether Lewis**

**~CAPTAIN~  
CORP OF  
DISCOVERY**



**William Clark**

**INTERPRETER  
GUIDE  
TRACKER**



**SACAGAWEA**


**HUNTERS  
BOATERS  
TRACKERS**



Typical Mountain Trapper.

**THE ENLISTED MEN**

Someone had to do the “doctoring”. How many herbs can you name that have medicinal purposes? Here are some they took along and found along the way. What did each one do?



**Peruvian bark**

Cut out as one unit.

Then with pictures facing down and blank side facing up. (bottle on your right side facing down :o)  
Fold down top flap, fold up bottom flap. Fold in left flap. Fold bottle in to the left.

Glue his to your page.



**Jalap**



**chokecherry**





## The Mission

1804


1805

1806



Fill in timeline. Cut out timeline at top and glue to the inside of your book.

T  
I  
M  
E  
L  
I  
N  
E




After you glue timeline to the inside of your book. Fold in left flap ( book is open with timeline facing you) then right flap (with the words timeline on it). Fold down cover page.

Glue this part to the back of your book







**TOMAHAWKS**



**RIFLES**



**TRADE BEADS**



**THIMBLES**



**FISH HOOKS**



**SMALL BELLS**



**LOOKING GLASSES**



**COMBS & SCISSORS**

Attribution:  
trade beads: wikipedia  
thimble: wikipedia— Pavel Krok  
Fish Hooks wikipedia - Mike Cline



Locate these areas by our research. Hint Go here:  
<http://www.ucdp.uc.edu/lewisandclark/exhibits/geography/map.asp>.

Cut out and glue on to your page.





Indian Country




SHOSHONE



Chief Four Bears

MANDAN



NEZPERCE


There is enough room on the left side of each pic to write some points about each of these tribes that Lewis and Clark encountered. By noting where each tribe lived you can learn about the geography, religion, custom and dress of each people.

For example, the Chinook woman on the last page is on the beach. Do you know which state they would have encountered these people? Fill out, put in order from shortest to longest and staple .





**O  
S  
A  
G  
E**



**C  
H  
E  
Y  
E  
N  
N  
E**



CROW INDIANS. INDIENS CROWAUX.  
CROW INDIANS.

C  
R  
O  
W



C  
H  
I  
N  
O  
O  
K