

Private



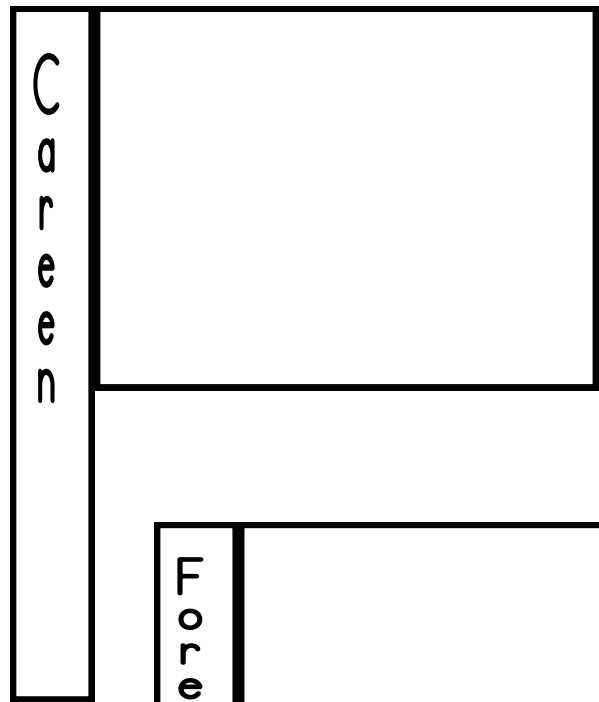
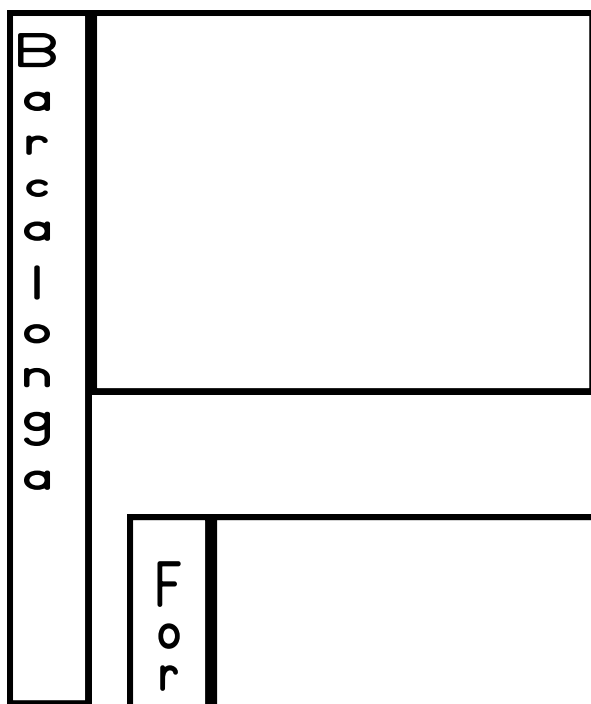
Business

After

Leisure

Cosmic

Music

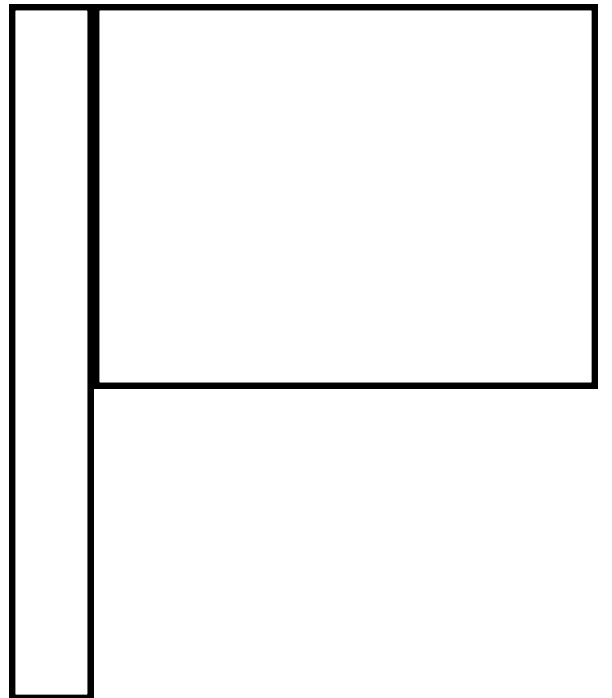

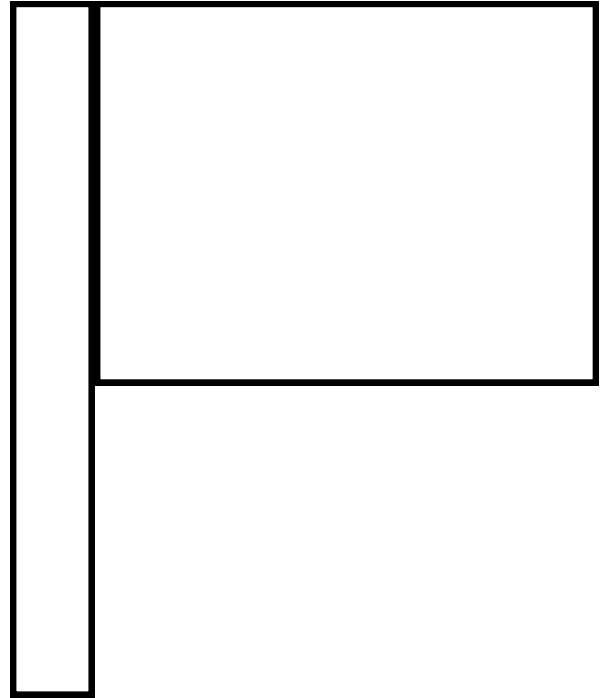

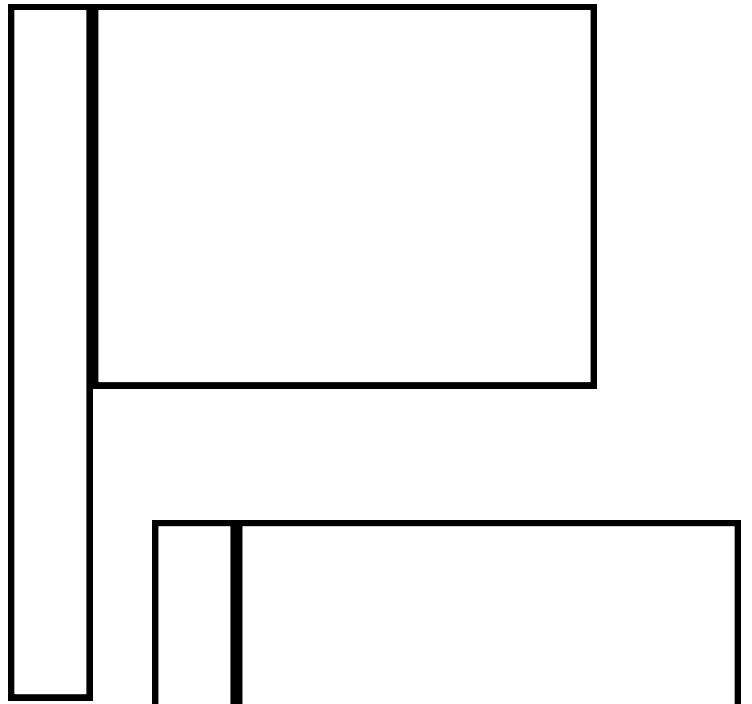
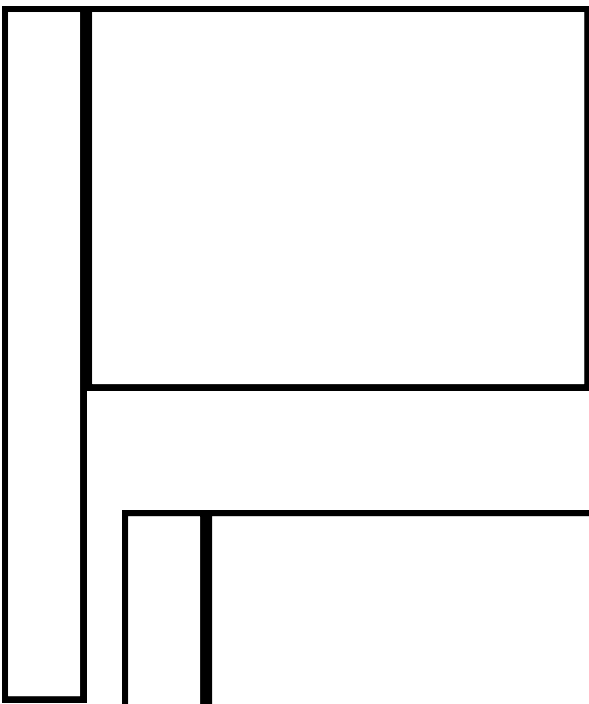


Use the flags to define your words, illustrate your words or decorate the flags by searching the net for real flags flown by pirates. Then place your flags in the ship pocket on the page after next.

Ship pocket instructions: *Cardstock works better for the ship pocket.* Take your time cutting around the ship and sails. Fold tabs A and B in first before bringing the bottom tab up and glue tabs together where they meet. Then glue the pocket to your page.

Glue the sails to your page too. The only part that opens is the pocket. It will look like this.





"Heave HO—You Scurvy Dog- Yarr  
Words go here "

The pocket on this page is for the vo-  
cabulary words on the previous pages.

The covers at the bottom of this page  
are for the front of the biography  
books on the next page.

Cut out and glue on front cover after  
you research the next page.



Ahoy Matey! Research the lives of pirates Blackbeard and Henry Morgan. Fill in your research. Remember to glue on the covers from the previous page onto the front of this after you fold this book in half.

Fold in on the dotted line here on both books



A  
r  
r  
r

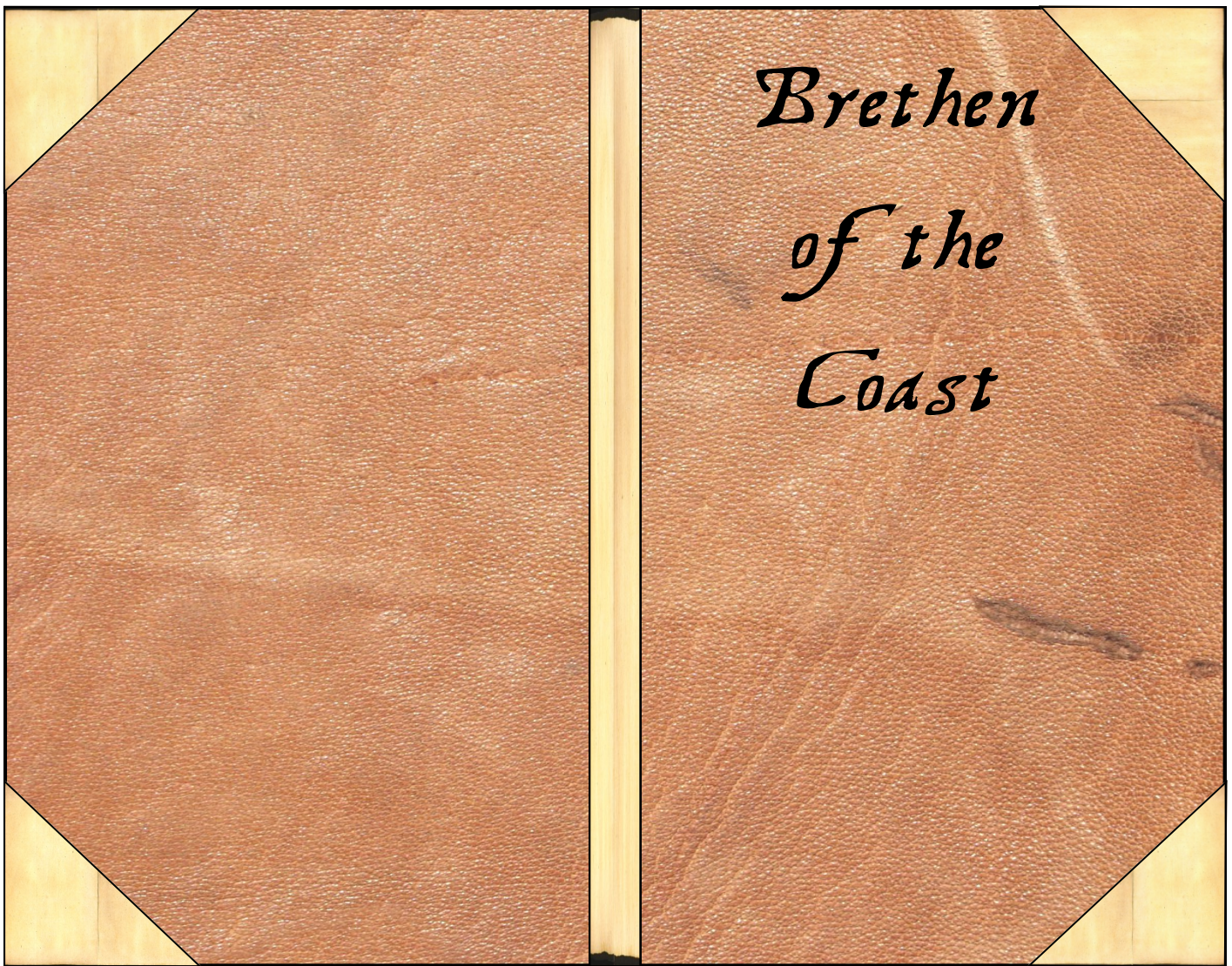
Henry Morgan



B  
l  
i  
m  
e  
y

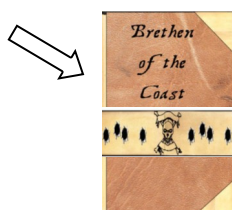
Edward Teach a/k/a Blackbeard





Because there are so many fascinating pirates, ships, treasure, events, navigational and maritime related topics, this book was created so that you can research and add your topic of choice here.

Simply fold the book over and use the band to keep it in place. It looks like this with the band going across it. It can be taken out of the band for review and research. The band ends are the only parts glued to your notebook or lapbook, not the book.





## Two Tab book

Cut out shape on outside lines. Then fold in half. Cut between the two pages but not all the way through. Just so you have tabs that lift up. This part goes glued to the back of your page. Use the paper on the next page to glue inside your book.

- Research how the ships of the past affected piracy.
- Compare the Galleon and Caravel.
- Do you think they would have proved seaworthy during battle?

Cut here

