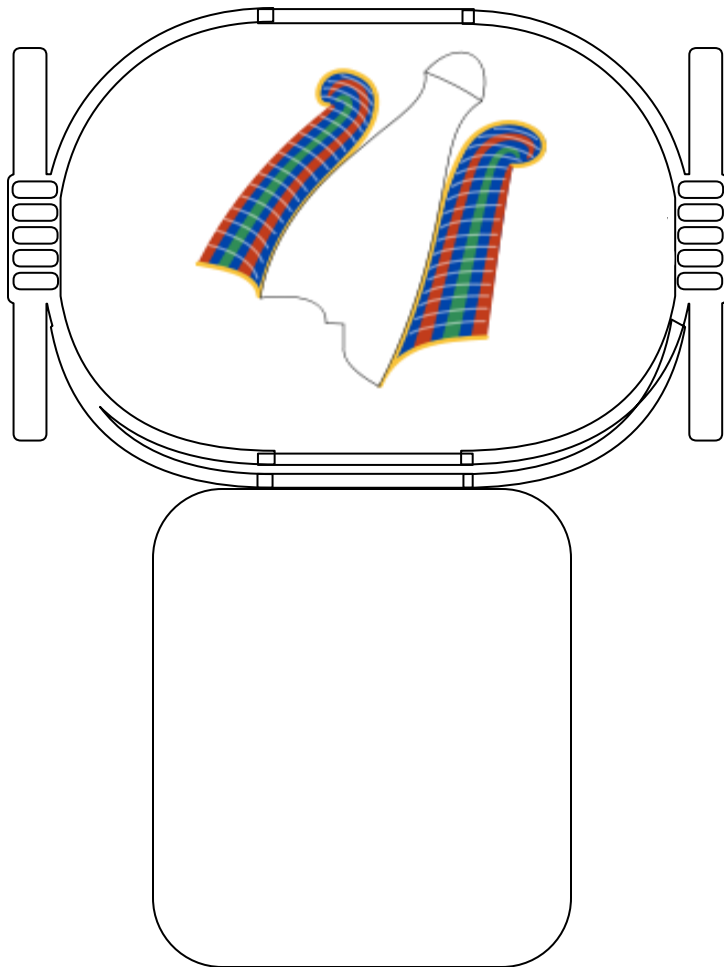
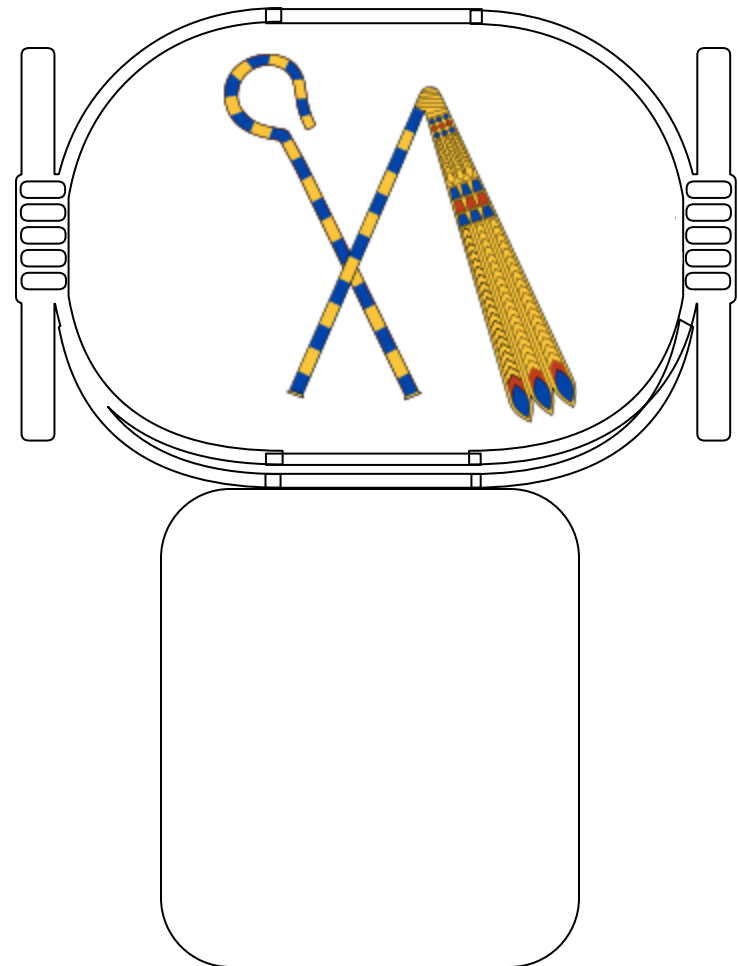


# SYMBOLS OF POWER


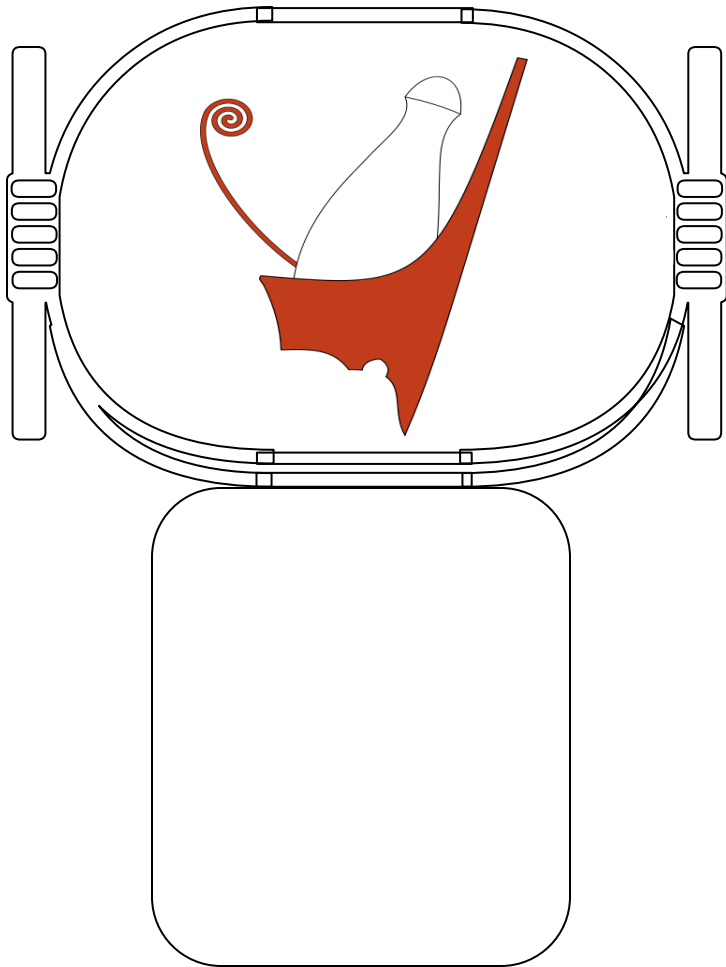
Symbol: Atef



Symbol: Crook/Flail



Symbol: Hedjet/Deshret



Cut out the books and the Great Sphinx that show symbols of power.

Cut out caption "Symbols of Power".

Research and define what each symbol or picture stands for. Or you can use the facts given on this page.

Glue the Caption to the right of the map.  
*Remember: The map is placed in the center of the lapbook.*

Glue the Atef, Crook/Flail, and Hedjet/Deshret to the *right* of the map.

The sphinx fits under the map.

Again, see picture of lapbook layout for reference.

Symbol: Atef  
Cut out and glue inside.

The pharaoh wore this most decorative crown at his coronation. Usually the atef resembled a combination of the hedjet, uraeus, two feathers and rams horns.

Symbol: Crook/Flail  
Cut out and glue inside.

Hekat (Crook) represented the pharaoh and his responsibility to protect and guard the people. Flail represented the power of the pharaoh.

Symbol: Hedjet/Deshret  
Cut out and glue inside.

The Hedjet was the tall white crown that represented Upper Egypt. Deshret was the red basket crown that represented Lower Egypt.

Cut out and glue inside Sphinx mini book

The sphinx is also a symbol of the pharaoh's power. The sphinx came into use during the time of the Old Kingdom. It has the body of a reclining lion and the head of a royal king or queen. The lion was a form of protection to the Egyptians. The lion represented strength and courage. The most famous of all the sphinxes is the Great Sphinx of Giza.