



5 little



sitting in a




teasing Mr.  you can't catch me.

Along came Mr.  quiet as can be

and SNAP went he.


4 little



sitting in a




3 little



sitting in a




2 little



sitting in a








1 little



sitting in a



Away swims Mr.  as full as can be!



Cut out the tree on the first page and glue it to your page. Cut out the header on this page and glue above it.

Cut out sentence strips on second and third page and store in pocket that is on this page.

Cut out monkeys and alligator on previous page and store in pocket on that page. Glue that pocket on other flap.

Play 5 Little Monkeys Swinging in the Tree substituting the correct sentence strips when needed.

If you use contact paper or light weight laminating paper that does not have sharp edges the playing pieces will last longer.

